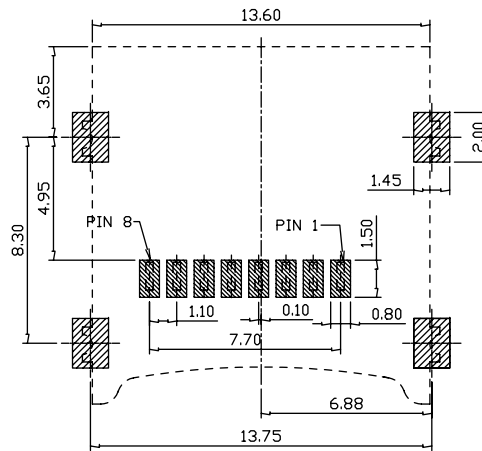
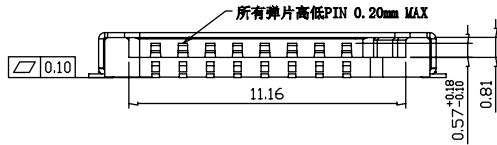
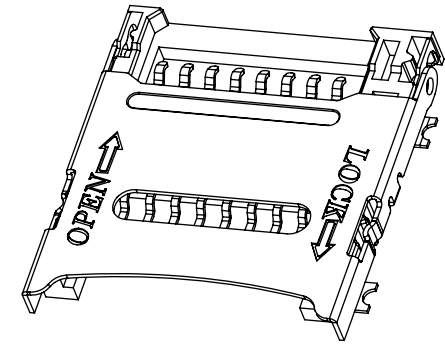


SLIDE SHELL LOCK

SLIDE SHELL OPEN



RECOMMENDED PCB LAYOUT
TOLERANCES: ±0.05

PIN NO.	PIN Assignmeng.
PIN1	DAT2
PIN2	CD/DAT3
PIN3	CMD
PIN4	VDD
PIN5	CLK
PIN6	VSS
PIN7	DAT0
PIN8	DAT1

NOTE:

1.MATERIAL:

1.1 HOUSING: High thermoplastic,UL 94V-0
COLOR: BLACK.

1.2 SHELL: STAINLESS STEEL

1.3 TERMINAL : COPPER ALLOY

1.4 PEG : COPPER ALLOY

1.5 HINGE : COPPER ALLOY

2.FINISH:

2.1 TERMINAL:

CONTACTG AREA: SELECTIVE GOLD OVER NICKEL

SOLDER AREA: 50u"MIN. SN OVER NICKEL

2.2 PEG AND HINGE: TIN OVER NICKEL

3.RATING:

OPERATING VOLTAGE: 30V

CURRENT RATING: 1.0A

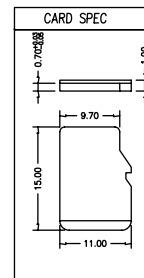
CONTACT RESISTANCE: 50mΩ max.

INSULATION RESISTANCE: 100MΩ MIN. 100V DC

DURABILITY: 5000 CYCLES

OPERATING TEMPERATURE: -20°C~+85°C

序号	名稱	材質	數量
1	外殼	SUS304	1PCS
2	膠芯主體	LCP	1PCS
3	端子	C5210	1SET=8PCS
4	固定片	C5191	2PCS
5	鎖卡片	C5191	2PCS



UNLESS OTHERWISE SPECIFIED TOLERANCE

UNIT:	DECIMAL	LINEAR	ANGLES
mm	X.	±0.50	±5°
	X.X	±0.25	±3°
	X.XX	±0.12	±1°

东莞市讯普电子科技有限公司

www.xunpudianzi.com

DRAWN	Fros	2015/03/08	DRAWN NAME:
CHECKED	Ron	2015/03/08	
APPROVED	Albert	2015/03/08	PRODUCT NO.
SCALE	3.2	SHEET	1/1
SIZE	A4		

DRAWN NAME:	
TF CONNECTOR	
PRODUCT NO.	TF-102-18